

Basic Ejectors

Basic Ejectors M6010

Suction capacity: 342 L/min to 1488 L/min

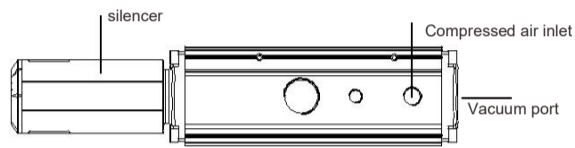
Basic Ejectors M6010



Introduction and application

- ◆ Vacuum interface thread is G3/4
- ◆ Available in a variety of configurations to customize to your specific needs. The Si vacuum tube provides high vacuum flow and the Xi vacuum tube provides high vacuum.

System Design Basic Ejectors M6010



Design

- ◆ Body made of aluminum
- ◆ Can be used 1 to 4 vacuum tubes
- ◆ The seal is made of NBR rubber
- ◆ Alternate component: Plastic silencer vacuum table

Ordering Guide Basic Ejectors M6010

Type	Vacuum tube type	Series * Number	Ordering Data
M-6010-SI32-3X1	SI32	3×1	90.05.01.00139
M-6010-SI32-3X2	SI32	3×2	90.05.01.00140
M-6010-SI32-3X3	SI32	3×3	90.05.01.00141
M-6010-SI32-3X4	SI32	3×4	90.05.01.00142
M-6010-XI40-3X1	XI40	3×1	90.05.01.00135
M-6010-XI40-3X2	XI40	3×2	90.05.01.00136
M-6010-XI40-3X3	XI40	3×3	90.05.01.00137
M-6010-XI40-3X4	XI40	3×4	90.05.01.00138

Technical Data Basic Ejectors M6010

Type	Maximum vacuum [%]	Maximum suction force [l/min]	Air consumption [l/min]	Operating pressure [bar]	weight [g]	Operating temperature [°C]
M-6010-SI32-3X1	70	342	90	5	1700	-10...80
M-6010-SI32-3X2	70	684	180	5	1700	-10...80
M-6010-SI32-3X3	70	1026	270	5	1700	-10...80
M-6010-SI32-3X4	70	1368	360	5	1700	-10...80
M-6010-XI40-3X1	91	372	120	5	1700	-10...80
M-6010-XI40-3X2	91	744	240	5	1700	-10...80
M-6010-XI40-3X3	91	1116	360	5	1700	-10...80
M-6010-XI40-3X4	91	1488	480	5	1700	-10...80

Basic Ejectors

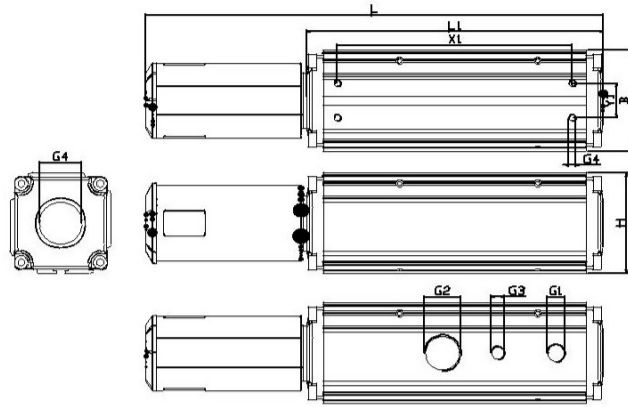
Basic Ejectors M6010

TC-Grip

Suction capacity: 342 L/min to 1488 L/min

Design Data Basic Ejectors M6010

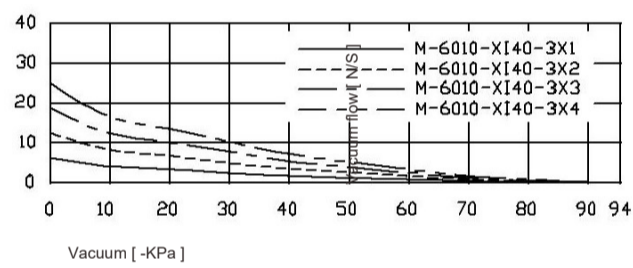
M6010



Type	Dimensions [mm]										
	B	G1	G2	G3	G4	G5	H	L	L1	X1	Y1
M-6010	73	G1/4-F	G3/4-F	G1/8-F	G1-F	M5-F	73	330.6	214	170	25

Performance curve Basic Ejectors M6010

Vacuum flow corresponding to different vacuum degrees at 5 bar working pressure



Vacuum flow corresponding to different vacuum degrees at 5 bar working pressure

